

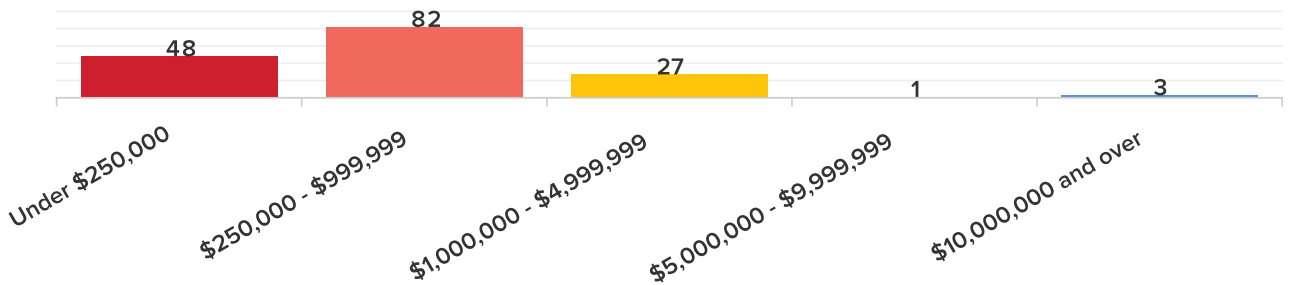
Nonprofit arts and cultural organizations are vital contributors to the region's economic, civic, and educational fabric. They create jobs, stimulate dialogue, and improve quality of life. The report below represents data from Cultural Data Profiles completed as of 04/07/2022 for the selected fiscal year(s) for each organization.

Participating Organizations

Included number of organizations: 161

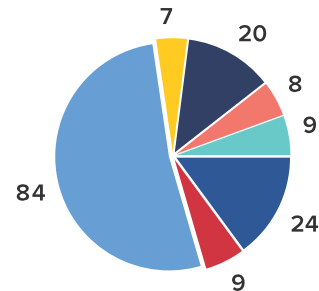
This report represents data from cultural nonprofits that participate in DataArts, a nonprofit organization that collects and disseminates high-quality longitudinal data to support decision-making and to strengthen the performance, vitality and impact of the arts and culture sector. Any nonprofit arts and cultural organization may participate.

Organizations by Budget Size (Total Expenses)



Organizations by Discipline

- Broadcast, Media, and Literary Arts
- Education
- Performing Arts
- Unknown/Unclassified
- Community
- Museums, Visual Arts, and History
- Support and Advocacy



Employment

The arts and cultural sector is an important employer in our community, providing jobs for a wide range of professionals – from artists and accountants to zoologists.

Total Paid Positions

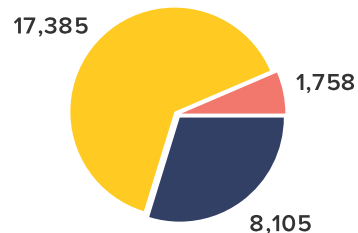
(Full time, part time, independent contractors)

8,105

Total volunteers: 17,385
Total board members: 1,758

Total Arts Workforce

- Board members
- Volunteers
- Paid positions



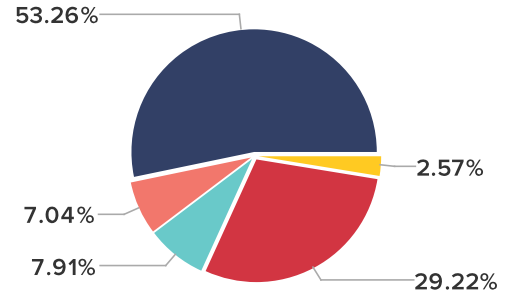
Direct Expenditures

Arts and cultural organizations have significant direct economic impact on our community. In particular, salaries and benefits, which go to local residents, and physical plant costs (repairs, rent, etc.), which typically go to local businesses, are direct expenditures that benefit the local economy.

Total Direct Expenditures

\$151,568,837

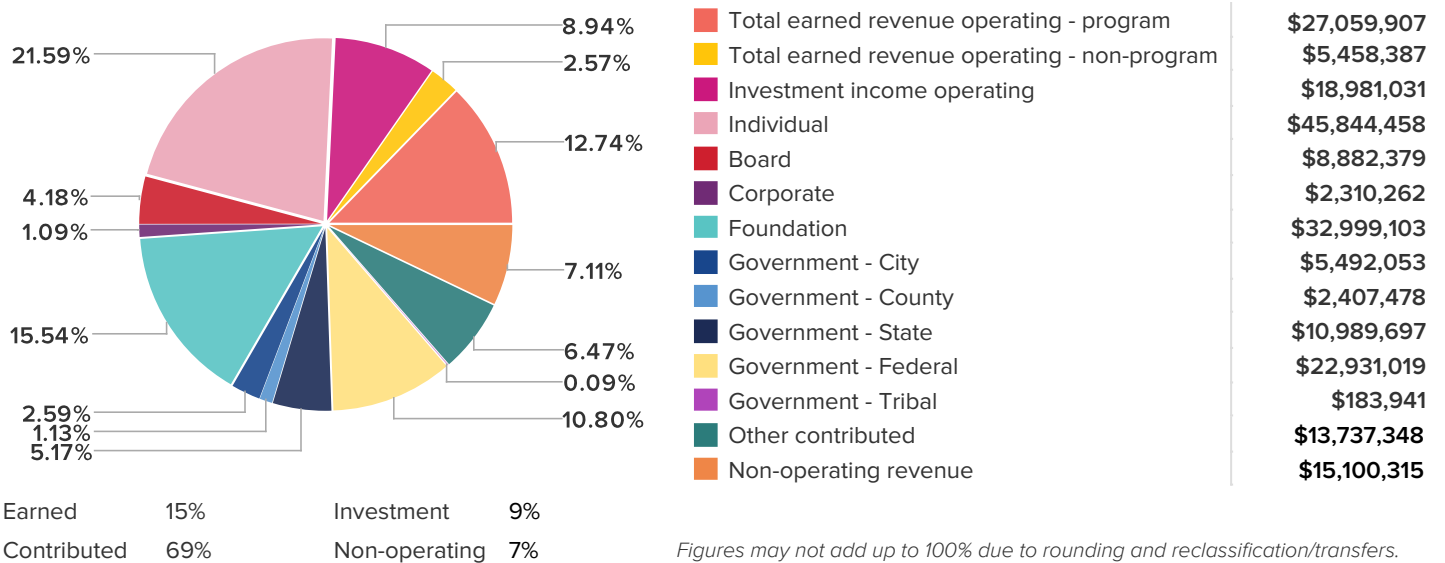
Salary & benefits	\$80,720,675
Payments to non-staff contractors, performers etc.	\$10,666,523
Occupancy expenses	\$11,993,167
All other expenses	\$44,291,718
Non-operating expenses	\$3,896,754



Revenue

Total unrestricted revenue: **\$162,127,576**

Total revenue (including funds restricted for future use or otherwise not available for operations): **\$212,377,378**



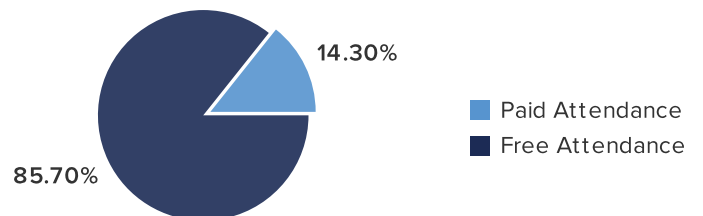
Attendance and Participation

The arts and cultural sector provides high-quality experiences that make the community a better, more enjoyable place in which to live, and a more attractive location for businesses and in-demand workers. Many programs are an essential part of this community's commitment to families, life-long learning and 21st-century education for children and youth. Arts and cultural offerings attract tourists, conferences, and other destination-seekers to the area. A high proportion of admissions are free.

Total In-Person Attendance

2,746,694

Paid in-person attendance	392,702
Free in-person attendance	2,353,992
Total in-person attendance	2,746,694
Digital attendance	5,451,129



Criteria

Remove Outliers: Yes
Fiscal Year: 2021
State: OR